

Arkansas Relay Customer Profile

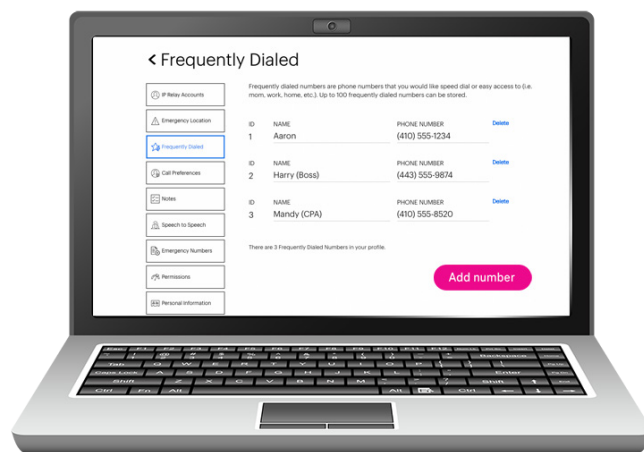


The Customer Profile form allows you to list your preferences for calls, such as:

- Frequently dialed numbers
- Emergency numbers
- Preferred gender of operator
- Announcing relay service

As a consumer, you have flexibility in updating your preferences at any time.

For more information, visit arkansasrelay.com/customer-profile



How to Set Up your Customer Profile

If you already have a Customer Profile, see “How do I get in my Customer Profile?” on the back of this flyer.

Below are **two options** of filling out your Customer Profile.

1 Customer Profile Online

- Go to mysprintrelay.com
- Click **Register** on the top menu bar
- Fill out your information and follow instructions
- Make sure that you write down your new username and password
- A confirmation email will be sent to you

2 Contact Customer Care

You can set up your Customer Profile by contacting Customer Service at:

- (800) 676-3777 (TTY/Voice)
- (800) 676-4290 (Spanish - TTY/Voz)
- (877) 787-1989 (Speech-to-Speech only)
- (866) 931-9027 (Voice Carry-Over only)
- access@t-mobile.com (Email)

Representatives will take your request and can set up your profile while you are on the phone or send you a form to complete.

They are also available to answer any questions you may have.

Register New Account

Address Information

LEGAL FIRST NAME* _____ LEGAL LAST NAME* _____

HOME ADDRESS 1*
(No P.O. Boxes) _____

HOME ADDRESS 2 _____

CITY* _____ STATE* State ZIP CODE* _____

EMAIL ADDRESS*
youremail@email.com

DATE OF BIRTH* MM/DD/YYYY _____

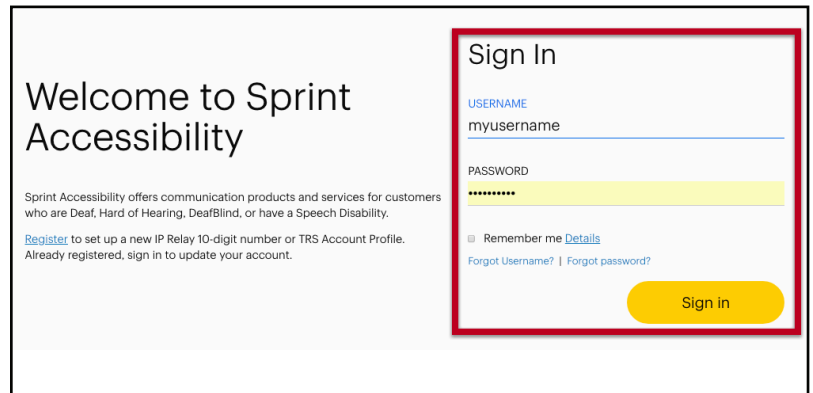
CONTACT PHONE NUMBER*
(000) 123-4567 _____

Arkansas Relay Customer Profile

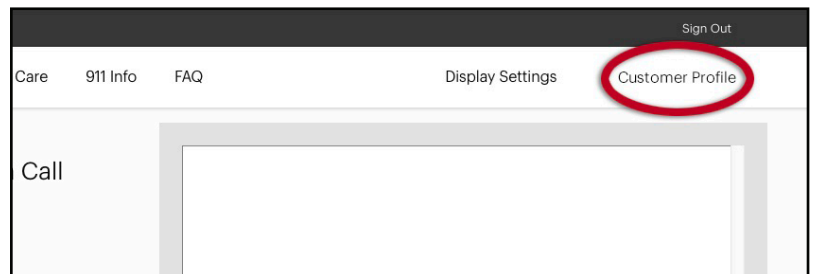


How do I get in my Customer Profile?

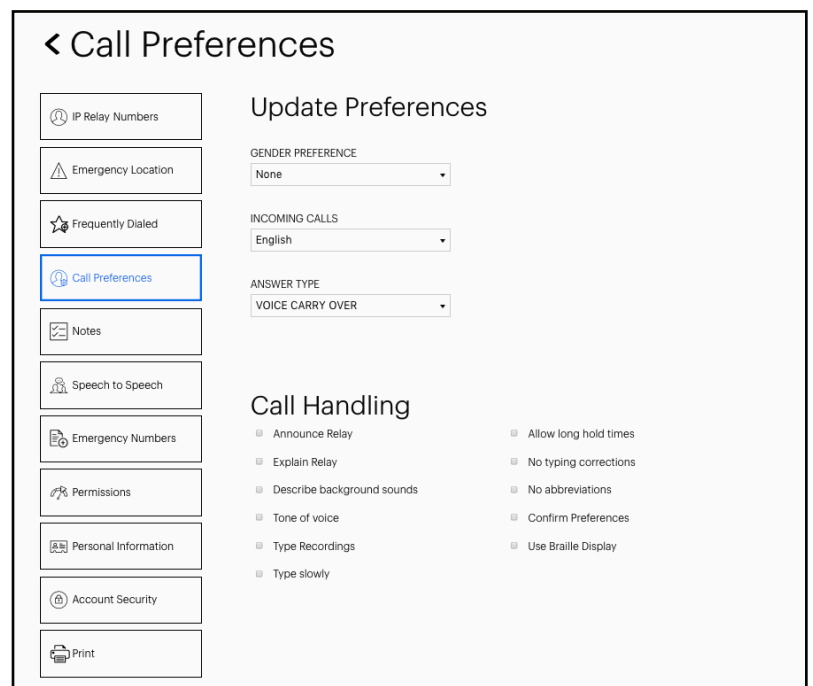
- 1**
 - Go to mysprintrelay.com
 - Log in with your **username** and **password**
If you haven't registered, read "How to Set Up your Customer Profile?" on the back of this flyer.
 - Click **Sign In**.



- 2**
 - Click **Customer Profile** in the upper right corner of the Sprint IP screen.



- 3**
 - You are now on the Customer Profile. There are tabs on the left side that include:
 - Emergency Location
 - Frequently Dialed
 - Call Preferences
 - Notes
 - Speech to Speech
 - Emergency Numbers
 - Permissions
 - Personal Information
 - Account Security
 - Print User Account



For more information, visit arkansasrelay.com/customer-profile